



Make a statement at Lollapalooza with
America's most effective out-of-home
transportation advertising





A high-impact campaign at Lollapalooza

Location

Chicago, IL

POI

Grant Park

Timing

Aug 3 – Aug 6, 2023 (4 days)

Attendance

400,000+

Audience Type

Gen Z

Event Details

Click [HERE](#)

1

Wrapped Rideshare Cars



2

Choreographed BLITZ Campaigns



3

Optional In-Car Marketing



4

Attribution Reporting



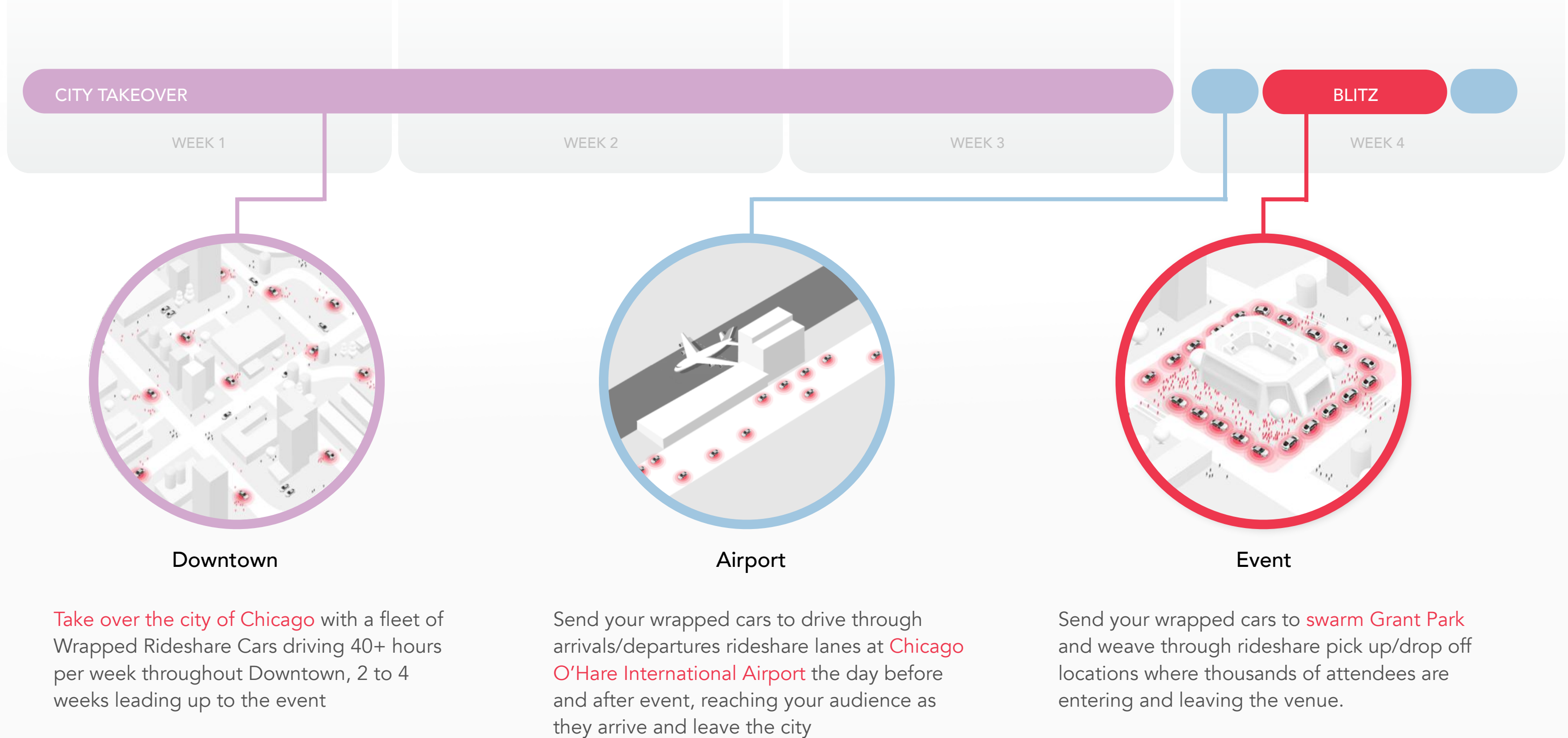
Premium Rideshare Cars
(Half wrapped or Fully wrapped)
'Ubering' 40+ hours per week
throughout the most crowded
areas of the city

Send your Branded Rideshare Cars
to swarm the event venue or any
priority locations in the area at key
moments and make a splash with
the audience

Equip the cars with Giveaways,
headrest flyers w/ QR codes,
incentives, swag, etc. to provide an
immersive and trackable rideshare
experience to passengers

Measure vehicle performance,
impressions, lift in website traffic
or foot traffic, app downloads, and
online conversions attributed to
mobilads OOH exposures

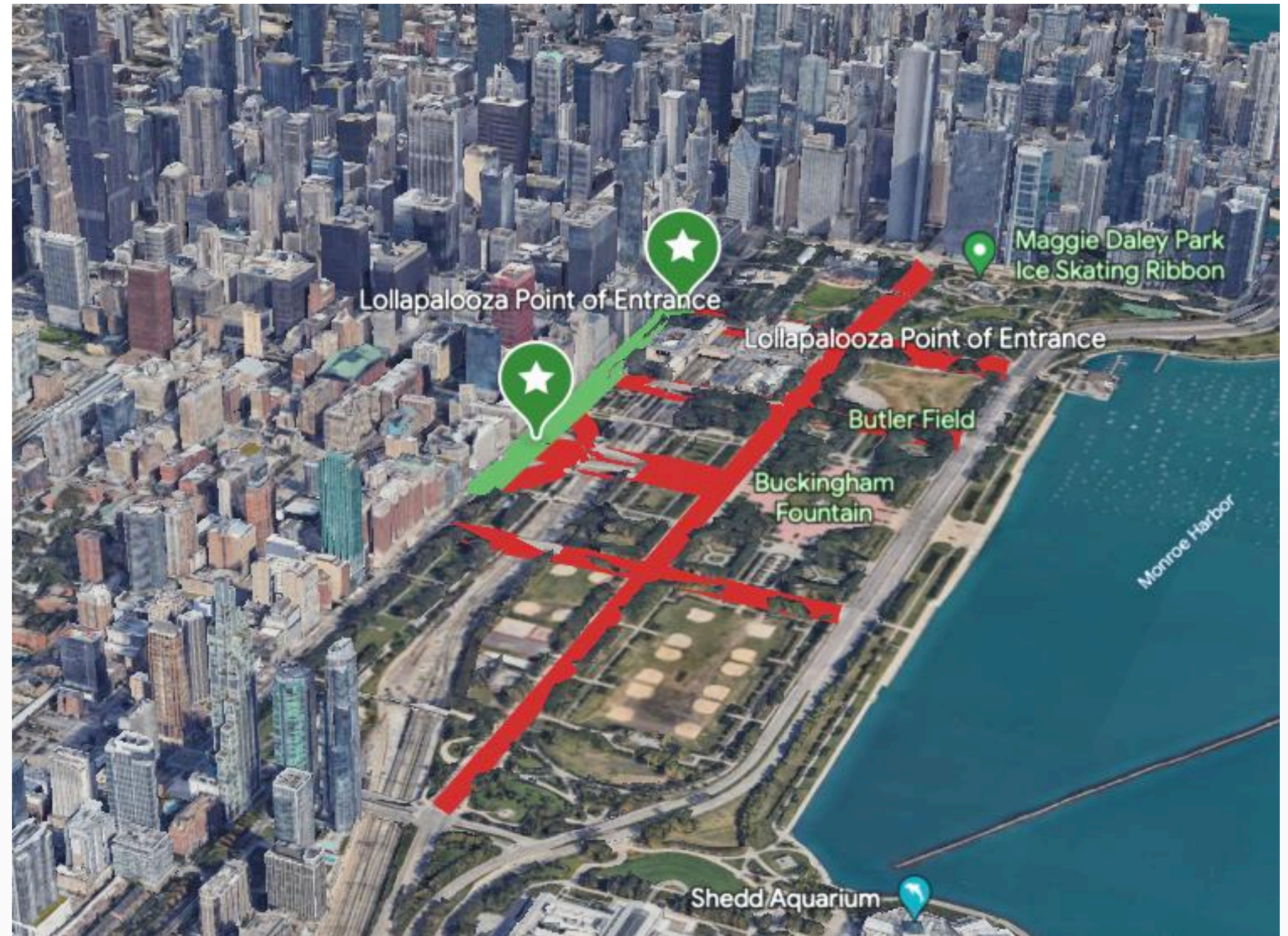
Reach your audience in real life at **multiple touchpoints**



Click [HERE](#) to view location details

Event Blitz Route Details

Swarm the streets surrounding Grant Park, focusing on the stretch of Michigan Ave that has points of entrance for the festival, taking advantage of the high-traffic location, and capturing the attention of attendees as they come and go. Wrapped cars will also uber from the event location, taking event-goers throughout the city of Chicago.









View interactive map [here](#)

Note: Road closures are highlighted in red, Blitz route is highlighted in green.



Rate Card

City Takeover + BLITZ Campaign

	Format	Package Description	Number of Vehicles	Total Impressions	Total Media Cost	One-time Production Cost	Total Campaign Cost
	Wrapped Rideshare Cars Half Wraps (180 Viewshed)	City-Takeover, 4 weeks Uber and Lyft cars driving 40+ hours per week in high-traffic areas throughout Chicago	50	19,320,000	\$42,500	\$12,500	\$55,000
	Wrapped Rideshare Cars Full Wraps (360 Viewshed)	City-Takeover, 4 weeks Uber and Lyft cars driving 40+ hours per week in high-traffic areas throughout Chicago	50	26,082,000	\$65,000	\$50,000	\$115,000
	BLITZ Campaign	High-Impact, Less Time Swarm any location at specific times for 40 hours total during the event	10	862,960	\$10,000	Included	\$10,000
	BLITZ Campaign	High-Impact, More Time Swarm any location at specific times for 100 hours total during the event	10	1,787,560	\$25,000	Included	\$25,000
	BLITZ Campaign	Event Domination, Less Time Swarm any location at specific times for 200 hours total during the event	25	2,157,400	\$50,000	Included	\$50,000
	BLITZ Campaign	Event Domination, More Time Swarm any location at specific times for 400 hours total during the event	25	4,314,800	\$100,000	Included	\$100,000

NOTE: Pricing depends on number of cars and duration. We suggest a minimum of 25 cars for a city-takeover and a minimum of 10 cars for a BLITZ.



160

Blitz Hours

1.3M+

Relevant Impressions

ibotta[®]

Case Study:
Groceryshop Conference
BLITZ Campaign

Location Las Vegas, NV

Venue Mandalay Bay

Target Audience Retail Executives

Timing 4 days

Primary Goal Amplify Ibotta's presence at Groceryshop conference and leave a memorable impression to attendees with wrapped rideshare cars

Ibotta was looking for a unique way to make a statement at one of the largest retail conferences in Las Vegas, where OOH inventory was limited and sponsorships were expensive.

The mobilads team wrapped 10 rideshare cars that swarmed Mandalay Bay during the event reaching thousands of retail executives each day as they were entering and leaving the event

Reach out to learn more!



305 3rd St, Jersey City, NJ 07302

Craig Cook, CEO: 336-207-7205 craig@mobilads.co
Niels Sommerfeld, COO: 919-623-7031 niels@mobilads.co

Our Work and Case Studies: [mobilads Case Studies](#)

File Specs: [File Specs mobilads](#)

Impressions Methodology: [mobilads Impressions Methodology](#)

Attribution Case Study: [Campaign Attribution Study](#)